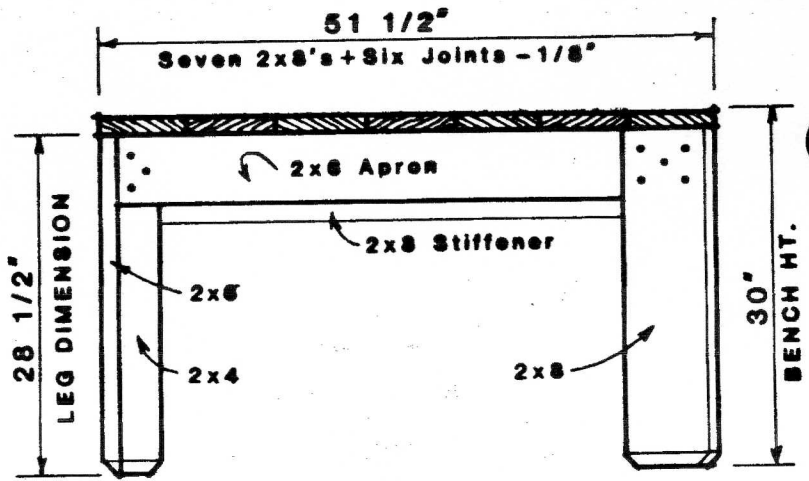


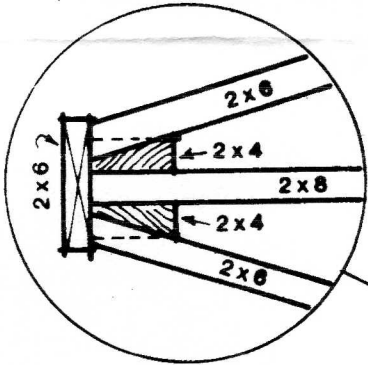
END VIEW

$3/4" = 1'-0"$



SIDE VIEW

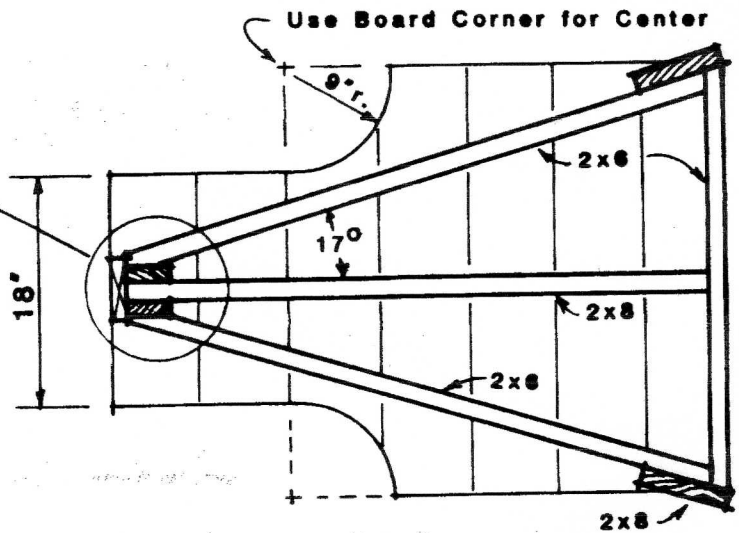
$3/4" = 1'-0"$



DETAIL

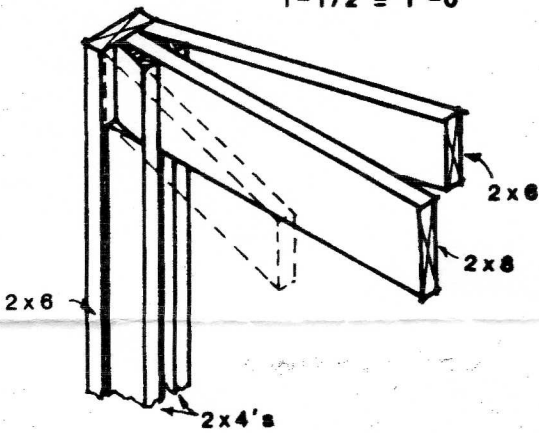
$1-1/2" = 1'-0"$

- 30" BENCH HEIGHT IS FOR YOUTH USE WITH STANDARD (17") CHAIR OR STOOL
- TRIPOD DESIGN IS STABLE ON IRREGULAR FLOOR



BOTTOM VIEW

$3/4" = 1'-0"$



VIEW OF NOTCHED LEG ASSEMBLY

$3/4" = 1'-0"$

- CUT ANGLE 17°
- IMPORTANT: Glue & nail all joints.
- FOR BEST RESULTS, Use CCA Pressure-Treated lumber (Wolmanized® or equal).
- Thanks to the National Rifle Association, and North Florida Council, #87, BSA.